




Old Town
110TH ANNIVERSARY

2008 PRODUCT GUIDE



 Old Town, Maine has for centuries been the ancestral home of the Penobscot tribe and, in fact, derives its name as an acknowledgement of this proud heritage. Nestled on the edge of the Great North Woods amid the rapids, waterfalls and unforgiving boulders of the Penobscot River, the tribe hunted, fished and built their sturdy birch bark canoes. And here, 110 years ago, the Old Town Canoe Company was born.

Inspired by the Penobscot's watercraft, our first wood and canvas canoe was built by A.E. Wickett in 1898 behind the local entrepreneur George Gray's hardware store. Made with an eye for detail and a passion for quality, it wasn't long before Gray's and Wickett's canoes were selling like hotcakes. After brief periods as the Indian Old Town Canoe Company and Robertson Old Town Canoe Company, the firm was incorporated in 1903 as Old Town Canoe Co.

After a strong run as the largest Canoe manufacturer in the world, Old Town made its first Kayak in 1940. By 1970 Old Town had won national awards for material innovation with its fiberglass boats and was the exclusive manufacturer of canoes and kayaks to the US Team. Since then Old Town has helped reshape the canoe and kayak industry by being the first to bring Royalex® and rotomolded plastic boats to market. Today Old Town continues to advance the canoe and kayak tradition through design and material innovation.

Tradition and technology have had a long and comfortable marriage at Old Town. In 1898 we built our first wood-and-canvas canoe, a more durable, lower maintenance improvement on the Native American birch bark canoe that was its inspiration. We did the same thing with the kayak in 1940, rendering the traditional seal-skin design in more durable wood-and-canvas.

The same spirit of innovation led us to introduce lightweight fiberglass versions of our kayaks and canoes in the 1950s and '60s. And it has continued into the 21st century, as we continually strive to advance the art of paddling through better designs and lighter, more durable materials, like today's PolyLink3™, SuperLink3™, Super Linear, Variable Layer, and Advanced Composite Technology.

As much as we look ahead, though, we always keep one eye on the past, continuing to be inspired by the best of classic boat-building traditions. Just some of the reasons today's canoes and kayaks are unrivaled in their ability to put the paddler in touch with the rhythms of the water. Be it a still pond or river-paddling for fitness, fishing or just for fun, we bring you closer to the environment you've set out to enjoy.

TABLE OF CONTENTS

History of Old Town 2

Choosing the Right Boat for You..... 3

Kayak Anatomy and Materials..... 4

Kayak Features..... 5

Recreational Touring/Touring Kayaks 6-7

Recreational Kayaks 8-9

Guide by Old Town Kayaks 10

Sporting Kayaks 11

Sporting Canoes 12-13

Canoe Anatomy and Materials 14

Canoe Features 15

Tripping/Expedition Canoes 16-18

General/Family Use Canoes..... 19-21

Guide by Old Town Canoes 21

Wooden Canoes..... 22

Accessories 23

RECREATIONAL TOURING/TOURING KAYAKS: These versatile kayaks offer good stability and improved tracking and efficiency. The larger, more open cockpits on rec-touring kayaks permit easy entry and exit, and allow you to stretch your legs and stow your gear. Recreational touring kayaks are great for short touring from one hour to overnight. They are a versatile, comfortable craft.

RECREATIONAL KAYAKS: User-friendly kayaks for those who just want to get out on the water. Recreational kayaks are a great choice for getting the family on the water and for sportsmen, because they are stable and easy to maneuver. They are ideal for quiet water like ponds, lakes and class I rivers.

SPORTING KAYAKS: Kayaks specifically designed for sporting use. Lightweight and extremely stable, they're packed with features to make life easier and more enjoyable on hunting and fishing excursions.

TRIPPING /EXPEDITION CANOES: Expedition canoes are high volume canoes designed for whitewater and/or carrying large loads. You can choose a canoe designed for river expeditions in which case they are rockered for maneuverability, deep and flared in the ends for dryness, as well as being built to withstand heavy abuse. Another choice is a canoe that is designed specifically for lake or flatwater use, in which case tracking, speed and loaded efficiency are more desirable attributes.

GENERAL/FAMILY USE CANOES: General/Family canoes are suitable for a wide variety of on-water activities. They are perfect for people who want to paddle their local lake, pond or quiet river. Though these canoes do not have the performance features of more specialized canoes, their stability and versatility make them the popular choice for families, generalists and beginning paddlers.

SPORTING CANOES: Our Sporting canoes are designed for a variety of outdoor activities. These platform canoes offer high initial stability and are versatile enough to be paddled, rowed or motored.



CAPACITY

The capacity of a canoe or kayak is defined as the amount of weight (including the paddler) which a boat can carry and still be safely operated. There are many different methods in use today to determine the maximum capacity of a boat.

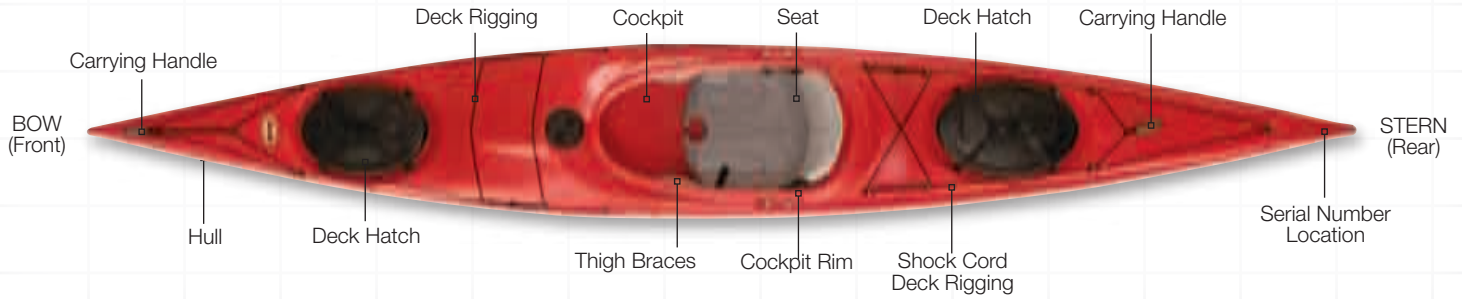
At Old Town, we believe that the optimum range for paddling one of our craft is determined by the type of paddling being done, the paddlers skill, and of course the boat design itself. We have calculated the Maximum Capacity rating of our closed deck boats (kayaks) in accordance with the American Boat and Yacht Council standards. In the case of canoes, we list the optimum paddling load range on our website and use the industry standard of 6" freeboard to determine the maximum capacity.



PADDLING WITH KIDS

- Start them young!
- Play it safe. Properly fitted and maintained equipment is essential. A few quick checks can make a big difference:
 - Wear a properly fitted Coast Guard approved PFD (life jacket).
 - Pull on the shoulder straps of the PFD to make sure it cannot slip over a child's head.
 - Make sure all straps and zippers on the PFD work well and are fastened.
 - Keep an eye on the weather. Introducing children to paddling is most enjoyable and safer when weather conditions are comfortable.
 - Be sure to teach children to drink plenty of water, bring snacks, and wear sun protection.
- Paddling fun starts before even getting on the water! Paddle strokes can be taught before even getting in a boat. Teaching strokes on land, and then standing in shallow water, is a lot of fun and get kids familiar with the equipment and concepts in a non-threatening way. When they do get into a boat they will already know what to do!
- Leave no trace. Teach children to be conscientious and respectful visitors to paddling locations.
- Bring the family! Make paddling outings a family tradition.

ANATOMY



LENGTH: As a rule of thumb, the longer the boat, the faster it will be. It will also track (go in a straight line) better. A shorter boat tends to be more maneuverable and is generally lighter and easier to carry. Our Recreational kayakers range from 9 feet through 14 feet and are designed for flatwater use. Recreational touring kayakers are generally longer ranging from our shortest at 13 feet to 16 feet. They allow for more speed, plenty of cargo space and are suitable for a wider variety of conditions.

WIDTH: The width, or beam, of a kayak is its widest measurement, usually in the middle. In general, a wider craft is a bit slower but more stable. Fishermen and photographers prefer wider boats, while paddlers who like to go long distances choose narrower ones for efficiency and speed.

FLAT BOTTOM kayakers are very stable in calmer waters but become less comfortable as the waves get larger.



Some kayakers **CURVE INWARD** as they come up, creating a narrower beam at the deck. This enables the paddler to more easily reach the water while still having the stability of a wider kayak.



SHALLOW ARCH BOTTOMS feel initially less stable but tend to be faster and are better behaved in unsettled water.



Other kayakers have **FLARED SIDES**, meaning the beam increases the deeper it sits in the water providing more stability as the cargo weight increases. This design provides increased stability as the kayak is on its side or in unsettled water.



V-BOTTOMS improve tracking but may have less initial stability.

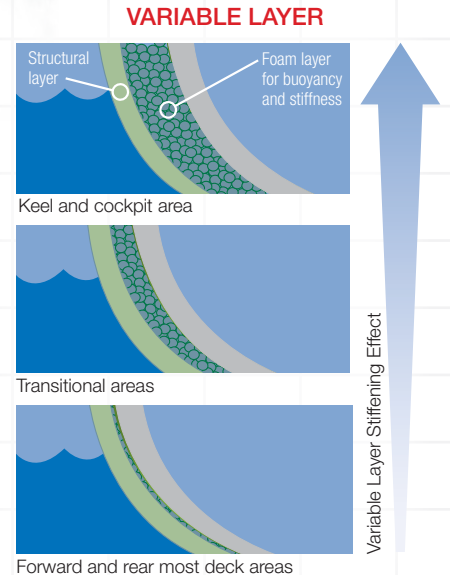
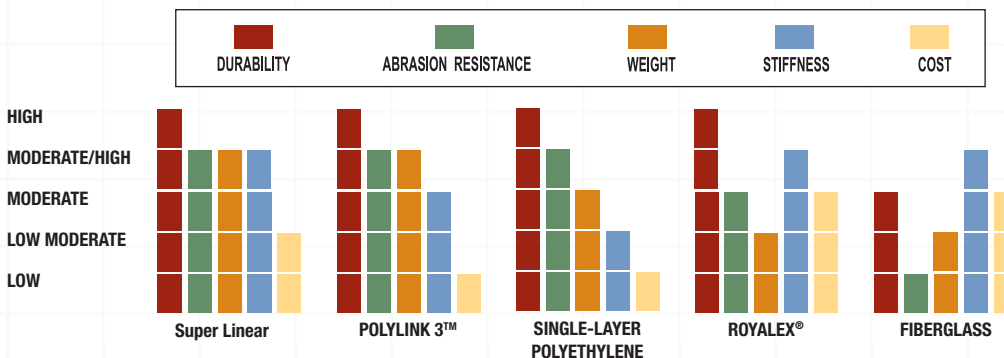


Kayakers can also have **STRAIGHT SIDES** which are a compromise between the two.



MATERIALS

Old Town has been a pioneer in innovative materials for canoes and kayakers that provide rigidity and resiliency, light weight and long life, attractive looks and affordable prices. We created the technologically advanced material, Variable Layer, which is extremely durable and lighter than any single layer or three-layer polyethylene construction of comparable stiffness on the market today. This chart is to help you find the right balance between durability, weight, price and other factors. For further materials info visit us at: www.oldtowncanoe.com.





Extrasport® XtraComfort™ Seat

Its 'progressive cushioning effect' makes this Extrasport® seat soft at first, then becoming more supportive for all-day paddling. The adjustments are easy to access to provide an unparalleled level of continuous, uninterrupted comfort. The "Outfitting System" in our touring and recreational touring models is complete with the addition of foam thigh braces to give you needed support and control during your day on the water.




Cross Lock™ Hatch

This hatch is simple to use and the CrossLock™ strapping system across the hatch offers continuous pressure on all parts of the durable cover to ensure a watertight seal – comparable to a neoprene cover topped with a hard shell. The extra thick sealing gasket accommodates surface imperfections and is "self seating" – so you won't worry about leaky hatches again.



Dry-Seal™ Hatch Gasket

Our exclusive Dry-Seal™ gasket seal is now available on our Cayuga kayak hatches. It takes advantage of new technologies that bond the hatch cover directly into gasket during the molding process, which creates an incredibly strong bond. The gasket itself works like the neck and cuff gaskets on a dry top, which use a flexible gasket running along the sealing surface to create a watertight seal. In this case the gasket takes into account the variations inherent in rotomolding, giving us industry leading dryness and ease of use. You never have to worry about a leaky hatch or struggle with neoprene sub covers again.



Hatch color is for illustration purposes only. Actual hatch color is black.



Space Hatch™

Our Space Hatch™ uses an easy to open advanced cam latch and 120 degree hinge to address the needs of the recreational paddler. Should the hatch accidentally open too wide, it will simply breakaway, rather than damaging the hinge. If this happens, just pop it back into place.

Stabil-form™ Hull

This innovative hull design is a proven winner on the market by providing more efficient stability for our popular Dirigo and Cayuga kayaks as well as some of the more popular models of our sister company, Necky® Kayaks. Stability doesn't mean "wide", our full chined design pulls volume further along the length of the boat for excellent stability. You'll feel the benefits of this hull design in your arms and shoulders. Guaranteeing you a more comfortable, efficient and enjoyable paddling experience because it doesn't rely on extra width for stability.



100% Recycled Plastic Kayaks

Nature. The Wild. The Great Outdoors. Call it what you will, for over 100 years Old Town has connected paddlers to our world in the most exciting way—on the water. And for much of that time we have supported stewardship of those waters: that too is part of the Old Town tradition. So it's only natural that Old Town introduce the industry's first 100% recycled plastic hulls. Along with our sister companies Necky Kayaks and Ocean Kayak, we will use 100% post-industrial plastic scrap to produce these boats. Best of all, we've made our popular Cayuga 110 and Dirigo 106 models available with recycled plastic hulls.

Our 100% recycled plastic kayaks reduce material put into the waste stream, but they also directly support waterway stewardship. We donate one percent of gross sales from these boats to Waterkeeper® Alliance, an organization closely aligned with our tradition of protecting clean water for all to enjoy.



Cayuga 110
Recycled

Dirigo 106
Recycled



Cayuga 160 Cayuga 146 Cayuga 130 Cayuga 110 Cayuga 110 Recycled*

COLOR OPTIONS

- Green
- Red
- Yellow
- Sunrise
- Cloud

Colors are subject to change. *Recycled color will vary depending on mix.

The Cayuga Family of sea kayaks blend the efficiency, speed and performance avid paddlers crave with the stability a novice will appreciate, at a level of comfort all will find remarkable. All of the Cayugas are designed with ample cockpit room and gear storage space. Their Stabil-form hull delivers an astonishing combination of paddling efficiency, maneuverability and tracking. Whether you are a beginning recreational touring paddler or an avid touring paddler the Cayuga Family is for you.

MATERIAL

- Single Layer Super Linear Polyethylene



FEATURES

- Day hatch at front of cockpit for easy access (for 146 and 160 only)
- Ergonomic Extrasport® XtraComfort™ seat
- Progressively resistant thigh braces for comfort and control
- Angled bow cockpit rim for easy viewing of charts (on 146 and 160 only)
- Bow hatch (on 130, 146 and 160 only) and rear hatch and bulkhead for dry storage
- Convenient Cross Lock™ hatch cover with the new Dry-Seal™ gasket for a watertight seal
- Deck bungee for on-deck storage
- Perimeter line for safety (on 130, 146 and 160 only)
- Retractable carrying handles
- Adjustable foot braces
- Optional rudder (for 130, 146 and 160 only)
- The Cayuga 110 Recycled is made from 100% post industrial plastic

One percent of our Recycled boat's gross sales is donated to Waterkeeper® Alliance.



	LENGTH	WIDTH	COCKPIT	DEPTH	WEIGHT	CAPACITY
Cayuga 110	10' 11" [3.4 m]	26.5" [67.3 cm]	16.5" x 40" [41.9 x 101.6 cm]	13" [33 cm]	46 lbs [20.8 kg]	212 lbs [96 kg]
Cayuga 130	13' 1" [4.0 m]	25" [61 cm]	16" x 34.5" [40.6 x 87.6 cm]	13" [33 cm]	50 lbs [22.7 kg]	236 lbs [107.4 kg]
Cayuga 146	14' 6" [4.4 m]	24.5" [62.2 cm]	15.5" x 32" [39.4 x 81.3 cm]	14" [35.6 cm]	52.5 lbs [23.8 kg]	340 lbs [154.2 kg]
Cayuga 160	16' [4.9 m]	24" [61 cm]	15.5" x 32" [39.4 x 81.3 cm]	14.5" [36.8 cm]	55 lbs [24.9 kg]	370 lbs [167.8 kg]

This line of accommodating, extra-roomy kayaks are great for novices, sightseers, and paddlers looking for an extremely stable, easy going kayak. All feature a large, user-friendly cockpit for easy entry and exit and plenty of room for the gear you need.



MATERIAL

- PolyLink3™



FEATURES

- Front and rear Space Hatches™ with foam bulkheads
- Extrasport® XtraComfort™ Seat
- Shallow V hull design for extra stability
- Large user friendly cockpit
- Front and rear deck bungee rigging
- Perimeter line for safety
- Adjustable foot braces
- Optional rudder



Adventure XL 125 Adventure XL 139

COLOR OPTIONS



Colors are subject to change.

	LENGTH	WIDTH	COCKPIT	DEPTH	WEIGHT	CAPACITY
Adventure XL 125	12' 5" [3.8 m]	27.5" [69.9 cm]	18" x 40" [45.7 x 101.6 cm]	14" [35.6 cm]	50 lbs [22.7 kg]	280 lbs [127 kg]
Adventure XL 139	13' 9" [4.2 m]	28" [71.1 cm]	17" x 43" [43.1 x 109.2 cm]	14" [35.6 cm]	56 lbs [25.4 kg]	350 lbs [158 kg]

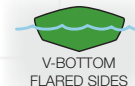


An instant success upon our 2005 introduction (it earned Paddler Magazine's Paddler's Picks Award), the revolutionary Dirigo family of recreational kayaks offer unparalleled comfort, control and beauty. Stable and easy to maneuver, the Dirigo 140 is designed to be roomy enough for a parent and child, with a unique, removable kid's seat. Great for the casual paddler out for a little relaxation, fitness and fun. The Dirigo 106, 120 and 140 are also available in Angler Editions which includes angler graphics, Scotty® rod holder, retractable lanyard, tackle binder and anchor (see page 11).

One percent of our Recycled boat's gross sales is donated to Waterkeeper® Alliance.



WATERKEEPER® ALLIANCE



MATERIAL

- Variable Layer Polyethylene

FEATURES

- Extrasport® XtraComfort™ Seat on all models with on-deck adjustment on the Dirigo 106, 120 and 140
- Dashboard with wallet/cell phone day hatch & cup holder
- Open cockpit control panels
- Space Hatch™ with bulkhead
- Stabil-form™ hull design
- Retractable carry handle
- Deck bungee
- Removable child seat for passenger up to 60 lbs. (Dirigo 140 and Dirigo Tandem Plus only)
- Optional rudder (for Dirigo Tandem Plus only)
- The Dirigo 106 Recycled is made from 100% post industrial plastic

NEW!



Dirigo 106 Recycled*

Dirigo 106

Dirigo 120

Dirigo 140

Dirigo Tandem Plus

COLOR OPTIONS



Colors are subject to change. *Recycled color will vary depending on mix.

	LENGTH	WIDTH	COCKPIT	DEPTH	WEIGHT	CAPACITY
Dirigo 106	10' 6" [3.2 m]	27.75" [70.5 cm]	18.5" x 38" [46.9 x 96.5 cm]	14" [35.6 cm]	46 lbs [20.8 kg]	307 lbs [116 kg]
Dirigo 120	12' [3.7 m]	27.75" [70.5 cm]	18.5" x 38" [46.9 x 96.5 cm]	14" [35.6 cm]	53 lbs [24kg]	330 lbs [149 kg]
Dirigo 140	14' [4.3 m]	27.75" [70.5 cm]	18.5" x 48" [46.9 x 121.9 cm]	14" [35.6 cm]	59 lbs [26.7 kg]	350 lbs [158 kg]
Dirigo Tandem Plus	15' 3" [4.7 m]	29.5" [74.9 cm]	F 19.75" x 39.75" [50.2 x 101 cm] R 20" x 49.5" [50.8 x 125.7 cm]		80 lbs [36 kg]	500 lbs [227 kg]

The kayak that virtually invented recreational kayaking provides ample cockpit room, unparalleled primary stability and great tracking ability. These qualities have helped make the Loon a much-loved classic. Add to this our exclusive Space Hatch™ and the acclaimed, ultra-comfortable Extrasport® XtraComfort™ seat and you have a great recreational kayak.



MATERIAL

- Single layer polyethylene
- PolyLink3™ (Loon 15T only)



FEATURES

- Rear Space Hatch™ with foam bulkheads* – enhanced storage for gear
- Ergonomic Extrasport® XtraComfort™ Seat*
- Carrying handles
- Adjustable foot braces
- Paddle holder*
- Deck bungees*
- Super abrasion resistant skid plate
- Loon 15T has a sliding seat for solo paddling
- Optional rudder (for Loon 15T only)

* Not on the Loon 100 SE. It has a rubber hatch and an adjustable high back seat.



NEW!

NEW FOR 08 The Loon 100 SE (Standard Edition) is a price conscious Loon that retains the paddling characteristics that made the Loon famous with just a few less bells and whistles than the rest of the family.



Loon 100 SE Loon 100 Loon 120 Loon 138 Loon 15T (Tandem)

COLOR OPTIONS

- Green
- Red
- Yellow
- Sunrise
- Cloud

Colors are subject to change.

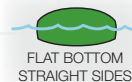
	LENGTH	WIDTH	COCKPIT	DEPTH	WEIGHT	CAPACITY
Loon 100 (& 100 SE)	10' [3.0 m]	27.5" [69.9 cm]	19" x 40" [48.2 x 101.6 cm]	14" [35.6 cm]	44 lbs [20 kg]	290 lbs [131 kg]
Loon 120	12' [3.7 m]	28.75" [73 cm]	17.5" x 42.5" [44.5 x 107.9 cm]	14" [35.6 cm]	52 lbs [23.6 kg]	316 lbs [143 kg]
Loon 138	13' 8" [4.2 m]	29.5" [74.9 cm]	17" x 43" [43.1 x 109.2 cm]	14" [35.6 cm]	62.5 lbs [28.4 kg]	400 lbs [181 kg]
Loon 15T (Tandem)	14' 11" [4.5 m]	30" [76.2 cm]	17.5" x 81.5" [44.5 x 207.7 cm]	14.5" [36.8 cm]	70 lbs [31.8 kg]	575 lbs [260.8 kg]

Comfortable, stable, lightweight, fun and easy to paddle, the Guide Series is Old Town's solution for family water fun at a price that is an exceptional value. The high back folding seat offers all-day paddling comfort. The larger cockpit allows for easier entry and exit. And because these kayaks are lightweight, they are easy to car top and carry.

COLOR OPTIONS



Colors are subject to change.



OTTER

The Otter's superior design tracks better and paddles easier than others in its class.

MATERIAL

- Single layer polyethylene

FEATURES

- Contoured carrying handles
- Adjustable high back seat with cup holder



OTTER XT

Same great design as the Otter with added features.

MATERIAL

- Single layer polyethylene

FEATURES

- Adjustable foot braces
- Paddle holder
- Padded adjustable high back seat with cup holder



RUSH

Beginners will love its stability, experienced paddlers will appreciate its easy maneuvering.

MATERIAL

- Single layer polyethylene

FEATURES

- Adjustable foot braces
- Paddle holder
- Removable work deck with mesh pockets
- Padded adjustable high back seat with cup holder
- Bow and stern deck bungees



VOYAGER

Based on the original Loon 111, this easy to paddle kayak is also available in an angler model with flush mount rod holders, tackle binder and angler graphics.

MATERIAL

- Single layer polyethylene

FEATURES

- Adjustable foot braces
- Deck bungees
- Paddle holder
- Padded adjustable high back seat with cup holder
- Also available in an angler model



TWIN OTTER (TANDEM)

The Twin Otter is a perennial family favorite. Its superior design tracks better and paddles easier than other kayaks in its class while retaining excellent stability for paddlers of all ages.

MATERIAL

- PolyLink3™

FEATURES

- Adjustable foot braces
- Rear deck shock cord rigging
- Solo/tandem paddling options
- Paddle holders
- Sliding adjustable high back seats with cup holder



	LENGTH	WIDTH	COCKPIT	DEPTH	WEIGHT	CAPACITY
Otter	9' 6" [2.9 m]	28.5" [72.3 cm]	19" x 38" [48.2 x 96.5 cm]	12" [30.4 cm]	39 lbs [17.6 kg]	260 lbs [118 kg]
Otter XT	9' 6" [2.9 m]	28.5" [72.3 cm]	19" x 38" [48.2 x 96.5 cm]	12" [30.4 cm]	39 lbs [17.6 kg]	260 lbs [118 kg]
Rush	9' 6" [2.9 m]	28.5" [72.3 cm]	19" x 38" [48.2 x 96.5 cm]	12" [30.4 cm]	39 lbs [17.6 kg]	260 lbs [118 kg]
Voyager	11' 1" [3.4 m]	28" [71.1 cm]	17" x 55" [43.1 x 139.7 cm]	14" [35.6 cm]	45 lbs [20.4 kg]	310 lbs [141 kg]
Twin Otter Tandem	14' [4.3 m]	31" [78.7 cm]	21" x 94" [53.3 x 238.7 cm]	14" [35.6 cm]	68 lbs [30.8 kg]	450 lbs [204 kg]

PREDATOR

The Predator series of kayaks gives serious hunters and fishermen a kayak specifically designed for sporting use. Roomy, lightweight and extremely stable they're packed with features to make life easier and more enjoyable for the sportsman.

MATERIAL

- PolyLink3™



FEATURES

- Accessory tray with cup/can, shotgun and gun butt holders
- Quiet "clothesline" cockpit anchor system
- Sliding adjustable high back folding seat
- Adjustable foot braces
- Paddle and rod holders
- Bow work deck with gear pockets and cup holder
- Stern work deck (Predator K140 only)
- Stern deck bungees (Predator K111 only)
- Integral measuring tape (Predator K140 only)



Predator K111 Predator K140

**DIRIGO
COLOR
OPTIONS**



**PREDATOR
COLOR
OPTIONS**



Colors are subject to change.

DIRIGO ANGLER

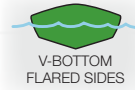
The revolutionary Dirigo family of recreational kayaks offer unparalleled comfort, control and beauty. Stable and easy to maneuver, the angler version of our Dirigos are rigged with the perfect equipment for any sport fisherman or woman to catch "the big one".



Dirigo 106 Dirigo 120 Dirigo 140

MATERIAL

- Variable Layer Polyethylene



FEATURES

- Extrasport® XtraComfort™ Seat with on-deck adjustment
- Dashboard with wallet/cell phone day hatch and cup holder
- Space Hatch™ with bulkhead
- Stabil-form™ hull design
- Retractable carry handle
- Deck bungee
- Scotty® rod holder
- Tackle binder
- Quiet "clothesline" cockpit anchor system
- Removable child seat for passenger up to 60 lbs. (Dirigo 140 only)



	LENGTH	WIDTH	COCKPIT	DEPTH	WEIGHT	CAPACITY
Predator K111	11' 1" [3.4 m]	28" [71.1 cm]	17" x 55" [43.1 x 139.7 cm]	14" [35.6 cm]	48 lbs [21.7 kg]	310 lbs [141 kg]
Predator K140	14' [4.3 m]	31" [78.7 cm]	21" x 94" [53.3 x 238.7 cm]	14" [35.6 cm]	68 lbs [30.8 kg]	450 lbs [204.1 kg]
Dirigo 106	10' 6" [3.2 m]	27.75" [70.5 cm]	18.5" x 38" [46.9 x 96.5 cm]	14" [35.6 cm]	46 lbs [20.8 kg]	307 lbs [116 kg]
Dirigo 120	12' [3.7 m]	27.75" [70.5 cm]	18.5" x 38" [46.9 x 96.5 cm]	14" [35.6 cm]	55 lbs [24.9 kg]	330 lbs [149 kg]
Dirigo 140	14' [4.3 m]	27.75" [70.5 cm]	18.5" x 48" [46.9 x 121.9 cm]	14" [35.6 cm]	59 lbs [26.7 kg]	350 lbs [158 kg]



Osprey 140 Angler

Osprey 155 Angler

THE OSPREY ANGLER

If you're looking for a lightweight, stable sporting canoe with excellent durability, the Osprey is the canoe for you. Easy to handle both in and out of the water, we built this boat with an arched bottom to make it more stiff without adding more weight. The Angler models are equipped to help you catch your limit. Non-angler version available on page 21.

MATERIAL

- Royalex®

FEATURES

- Oar sockets and oar locks
- Braced wood webbed center seat
- Bow and stern contoured seats with adjustable backrests
- Gunwale mounted fully adjustable Scotty® rod holders
- Bow mounted Scotty® anchor system
- Two removable workdecks with soft storage bags

COLOR OPTIONS  Green

Colors are subject to change.



THE PACK ANGLER

This canoe is crafted to meet the solo angler's demand for light, compact comfort. Made of tough, lightweight Royalex® the Pack Angler is designed for solo portage and an easy lift on and off the car top. At 12 feet, this canoe navigates the tightest waters. Add an angler's seat and workdeck, and—dawn 'til dusk—the Pack goes wherever the catch takes you. Non-angler version available on page 21.

MATERIAL

- Royalex®



FEATURES

- A lowered contoured seat with adjustable backrest to enhance stability and comfort
- Well-suited for double-bladed paddle
- A gunwale mounted fully adjustable Scotty® rod holder
- Bow mounted Scotty® anchor system
- A workdeck with soft storage bag
- Solo use

COLOR OPTIONS  Green  Tan

Colors are subject to change.



	LENGTH	WIDTH	WIDTH AT 4" WATERLINE	BOW HEIGHT	DEPTH	WEIGHT	CAPACITY
Pack	12' [3.7 m]	32" [81.3 cm]	31.75" [80.6 cm]	16.75" [42.5 cm]	11.5" [29.2 cm]	33 lbs [14.9 kg]	578 lbs [262 kg]
Osprey 140	14' [4.3 m]	38.5" [97.8 cm]	36" [91.4 cm]	19" [48 cm]	13" [33 cm]	57 lbs [25.9 kg]	989 lbs [449 kg]
Osprey 155	15' 5" [4.7 m]	38.5" [97.8 cm]	36" [91.4 cm]	20" [50.8 cm]	13" [33 cm]	68 lbs [30.8 kg]	1086 lbs [493 kg]

THE PREDATOR

Old Town Predator canoes are designed for a variety of outdoor activities. These stable platform canoes have high initial stability and are versatile enough to be paddled, rowed or motored. The Predator SS150 can handle up to a 5 H.P. outboard motor yet is small enough to be car-topped or carried in the bed of a pick up. The Predator C160's stabilizing chines ensure maximum stability for shooting, casting and taking pictures.



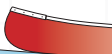
MATERIAL

- PolyLink3™



FLAT BOTTOM
FLARED SIDES

MODERATELY
ROCKERED



FEATURES

- Soft storage bags and workdecks as well as floor storage trays
- Bow anchor system with 1.5 lb anchor – raise, lower and lock anchor without leaving your seat
- Wood webbed seats
- Accommodates side motor mounts
- Oar sockets, oar locks and square stern (SS150 only)
- Ash carrying yoke (C133 & 160 only)



Predator SS150



Predator C160



Predator C133

COLOR OPTIONS



Camo

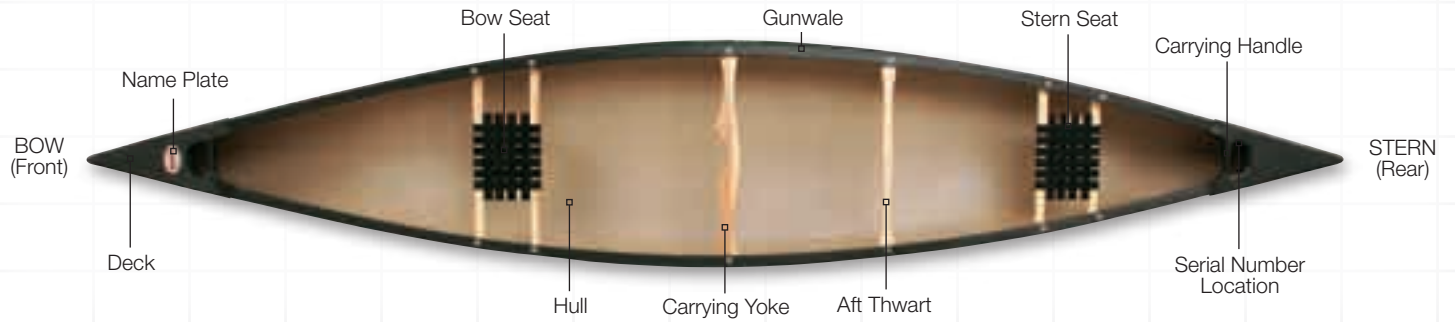
Colors are subject to change.



	LENGTH	WIDTH	WIDTH AT 4" WATERLINE	BOW HEIGHT	DEPTH	WEIGHT	CAPACITY
Predator C133	13' 3" [4.0 m]	40.5" [102.9 cm]	39" [99.1 cm]	20.5" [52 cm]	14" [35.6 cm]	78 lbs [35.3 kg]	1318 lbs [598 kg]†
Predator C160	16' [4.9 m]	40.5" [102.9 cm]	37" [93.9 cm]	24" [61 cm]	15.5" [39.4 cm]	87 lbs [39.4 kg]	1496 lbs [679 kg]
Predator SS150	15' 3" [4.7 m]	40" [102 cm]	39.5" [100.3 cm]	25.5" [67.3 cm]	15" [38.1 cm]	113 lbs [51.2 kg]*	1717 lbs [779 kg]†

*Weight with power paddle: 127 lbs [57.6 kg]. †Maximum capacity with motor.

ANATOMY



LENGTH: As a rule of thumb, the longer the boat, the faster it will be. Typically, it will also have more cargo space, but they're more difficult to handle in tight situations.

WIDTH: The width, or beam, of a canoe is its widest measurement, usually in the middle. Canoe widths are given in two measurements: at the gunwale and at the four-inch waterline. In general, a wider craft is a bit slower but more stable.

FLAT BOTTOM boats offer great initial stability. That is, they feel very secure on calm water. They're great for the sportsman and recreational paddler looking for steadiness.



FLARED SIDES shed water well and increase secondary stability.



SHALLOW ARCH BOTTOM canoes blend the primary stability of the flat bottom with the secondary stability of the round bottom hull to make a very versatile canoe.



TUMBLEHOME gives a narrower beam at the gunwales and allows for easier paddling.



ROUND BOTTOM canoes are designed for speed and efficiency, with better secondary stability. They have the ability to balance on their side when leaned.



STRAIGHT-SIDED canoes split the difference between the two.



FLARED WITH TUMBLEHOME incorporates the best of both, giving good secondary stability and easy paddling.



ROCKER: The curve of the keel line (its bottom profile) from bow to stern is called rocker. Generally, the more rocker a canoe has the more maneuverable it will be.

A **STRAIGHT KEEL** line has virtually no rocker, providing exceptional tracking ability but lacking maneuverability.



MODERATELY ROCKERED canoes are usually straight with a rise toward the ends. Most general recreational canoes have a moderate rocker.

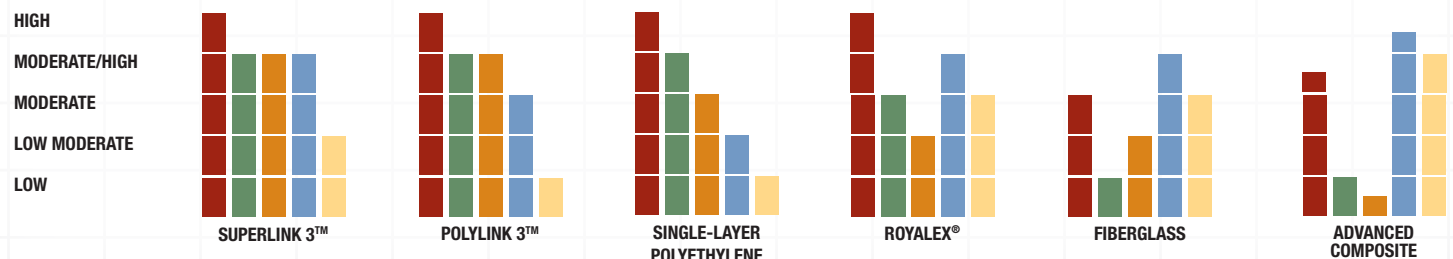


A **HEAVILY ROCKERED** keel line offers exceptional maneuverability but will not track well.



MATERIAL COMPARISON CHART

This chart is to help you find the right balance between durability, weight, price and other factors. For further materials info visit us at: www.oldtowncanoe.com.





Sliding Seat

The sliding bow seat is available on the Koru and allows the bow paddler to adjust the trim of the boat actively, while on the water. This feature is a real advantage when heading into waves, crossing a lake in choppy water, or going through a steeper portion of moving water.



Storage Bag with Workdeck

Old Town developed soft-sided storage bags with integral workdecks for our sporting canoes. Built-in drink holders, zippered mesh compartments on the top, and a large zippered storage area underneath make them indispensable for sportsmen. These “canoe utility belts” come with the majority of our sport canoes, but are an easily installed accessory item on any model.



Seat Selection

Old Town offers seat models for a variety of paddlers. Some canoes come with nylon-webbed, wood seats for added durability over cane webbing. Others feature formed plastic seats, most with adjustable seatbacks for added comfort. Cane seats are available as an accessory item for paddlers appreciating the look and feel of traditional seating.



Osprey Angler

Pack Angler

Angler Canoes

We brought together fishermen from around the nation to help us design and outfit ideal fishing platforms. Angler-equipped boats include our popular workdecks and storage bags, molded seats with adjustable seatbacks, and anchor systems that may be deployed without leaving your seat or taking your eye off the catch. In the Pack Angler, we have lowered the seat to improve stability and allow use of a double-bladed kayak paddle. Old Town Angler Canoes: freedom to go wherever the catch takes you.





NEW! THE **KORU LIMITED EDITION**

Last year, Old Town launched the innovative Koru™ to rave reviews. This year, Old Town celebrates its 110th year of fine boatbuilding with a very special, limited-edition Koru. The Koru LE combines the remarkable hull design of our in-line models (below) with the traditional, hand-craftsmanship only Old Town can provide. Geoff King, long-time Old Town artisan and Koru hull-designer, hand-lays all woodwork on these boats. Geoff's attention to detail is the stuff of Old Town legend, as evidenced by the impeccably finished wood and precisely aligned screwheads on each boat. From the graceful lines of the wood gunwales to the mahogany/ash decks and thwarts, the LE's woodwork is nothing short of spectacular. Even the exterior hull finish blends tradition with innovation, incorporating a popular 1919 paint design directly into the gel-coat itself. Each of these boats is a unique work of artistry, signed and numbered. The Koru LE is limited to 50 watercraft.

FEATURES

- Historic graphics
- Brass End Cap
- Hand laid mahogany/ash decks and thwarts
- Deep dish sculpted yoke
- Wood/cane seats
- Sliding wooden bow seat
- Multi layered core
- Cypress gunwales
- Signed and numbered brass badge



THE **KORU**

The Koru™ marks a step forward in canoe design. By blending the performance features of Native American hunting canoes with aerospace composite technology and modern design features Old Town is producing a new breed of stable, lightweight performance canoes. Our infusion process allows us to optimize the resin to material ratio for optimal weight and strength, as well as produce dynamic features not possible using wooden frame or plastic hull construction. The Koru's tumblehome, dramatic recurve, and fine entry and exit points, make the Koru a quick and comfortable canoe which maximizes your enjoyment by minimizing your effort while both on the water, and off.



MATERIAL

- Advanced Composite

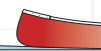
FEATURES

- Sliding bow seat
- Contoured carrying yoke
- Carbon composite seats and deck
- Black aluminum gunwales and thwart
- Floatation chambers capable of taking a round 5" hatch
- Layered core material to help displace hull stress



SHALLOW ARCH
FLARED WITH
TUMBLEHOME

STRAIGHT
KEEL



COLOR OPTION  Clear Carbon

Colors are subject to change.

	LENGTH	WIDTH	WIDTH AT 4" WATERLINE	BOW HEIGHT	DEPTH	WEIGHT	CAPACITY
Koru LE	17' 5" [5.3 m]	33.8" [85.9 cm]	35" [88.9 cm]	21.5" [54.6 cm]	14.75" [37.5 cm]	62 lbs [28.1 kg]	1000 lbs [454 kg]
Koru	17' 5" [5.3 m]	33.8" [85.9 cm]	35" [88.9 cm]	21.5" [54.6 cm]	14.75" [37.5 cm]	50 lbs [22.7 kg]	1000 lbs [454 kg]

THE PENOBSCOT



Named after the Native American tribe that has inhabited Old Town, Maine since before recorded history – and from whom we have gained immeasurable boat-building knowledge – the Penobscot is a homage to their superb craftsmanship, sense of design and navigational skills.


MATERIAL

- Royalex® (Penobscot 16 RX and 17 RX)
- PolyLink3™ (Penobscot 164 and 174)



FEATURES

- Royalex®: Black anodized aluminum gunwales standard, wood gunwales, optional. PolyLink3™: Vinyl gunwales
- Polyethylene decks with grab handles
- Wood webbed seats
- Unstained ash thwart and yoke
- Tandem or solo paddling



Penobscot 16 RX Penobscot 17 RX Penobscot 164 Penobscot 174

COLOR OPTIONS

Green

Red

Colors are subject to change.

	LENGTH	WIDTH	WIDTH AT 4" WATERLINE	BOW HEIGHT	DEPTH	WEIGHT	CAPACITY
Penobscot 16	16' 2" [4.9 m]	34" [86.4 cm]	33" [83.8 cm]	21" [53.3 cm]	13.75" [35 cm]	58 lbs [26.3 kg]	1100 lbs [499 kg]
Penobscot 17	17' 1" [5.2 m]	35" [88.9 cm]	33.75" [85.7 cm]	21.25" [54 cm]	14.5" [36.8 cm]	65 lbs [29.4 kg]	1170 lbs [531 kg]
Penobscot 164	16' 4" [5 m]	37.5" [95.3 cm]	33.75" [85.7 cm]	20.25" [51.4 cm]	14" [35.6 cm]	75 lbs [34 kg]	1199 lbs [544 kg]
Penobscot 174	17' 4" [5.3 m]	36" [91.4 cm]	34" [86.4 cm]	22" [55.9 cm]	14" [35.6 cm]	83 lbs [37.6 kg]	1449 lbs [657 kg]

THE APPALACHIAN

COLOR OPTIONS



Green



Red

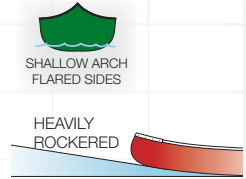
Colors are subject to change.



With enough rocker to provide excellent maneuverability in the rapids, and flared ends for dryness and buoyancy, the Appalachian is an impressive river runner. Its shallow arch offers great initial and secondary stability, and whitewater enthusiasts will particularly appreciate the canoe's quick response and tight handling. It can be paddled solo or tandem, with huge carrying capacity, it's also great for family outings or day trips.


MATERIAL

- Royalex®



FEATURES

- Excellent handling up to Class III whitewater
- Polyethylene decks with grab loops
- Tandem or solo paddling
- Vinyl gunwale and nylon web seats
- Ash yoke and thwart



COLOR OPTION



Green

Colors are subject to change.

THE TRIPPER

The 17-foot or 20-foot Tripper is what wilderness canoeing is all about. A high volume hull with deep-V entry that paddles easily with a heavy load. A shallow arch design with exceptional stability that handles whitewater with ease. A forgiving canoe that is regarded by many as the best tandem wilderness tripping canoe available.

MATERIAL

- Royalex®

FEATURES

- Polyethylene decks with grab handles
- Classic, standard-setting design
- Polyethylene contoured seats
- Ash thwart
- Ash carrying yoke (Tripper 172 only)
- Black vinyl gunwales




Tripper 172

Tripper XL

	LENGTH	WIDTH	WIDTH AT 4" WATERLINE	BOW HEIGHT	DEPTH	WEIGHT	CAPACITY
Appalachian	16' [4.9 m]	35" [88.9 cm]	33.5" [85.1 cm]	23" [58.4 cm]	15" [38.1 cm]	67 lbs [30.3 kg]	1441 lbs [654 kg]
Tripper 172	17' 2" [5.2 m]	37" [94.0 cm]	35.5" [90.2 cm]	25" [63.5 cm]	15" [38.1 cm]	80 lbs [36.2 kg]	1497 lbs [679 kg]
Tripper XL	20' [6.1 m]	41" [104.1 cm]	38.25" [97.2 cm]	26.5" [67.3 cm]	16.5" [35.6 cm]	105 lbs [42 kg]	1600 lbs [726 kg]

THE CHARLES RIVER

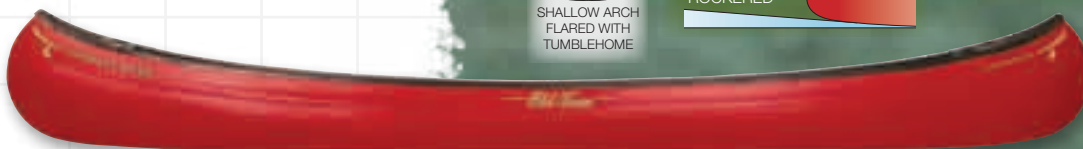


Charles River Poly

Charles River RX

FEATURES

- Black vinyl gunwales
- Wood webbed seats
- Polyethylene decks with grab handles
- Ash thwart and yoke
- Durable, yet lightweight



SHALLOW ARCH
FLARED WITH
TUMBLEHOME

MODERATELY
ROCKERED



MATERIAL

- Royalex® or PolyLink3™

COLOR OPTIONS



Colors are subject to change.

“It is extremely graceful in appearance and very steady, combining beauty in outline with speed and ease of paddling.” That’s how Old Town’s 1903 catalog described our then-new Charles River canoe, and we believe those words ring just as true today. The Charles River combines yesterday’s classic designs, flared with tumblehome cross-section with tumblehome, and contemporary materials to provide performance with greater durability and less weight, giving intermediate to advanced paddlers a canoe that matches the ‘ideal canoe’ picture in their minds with performance they’ve dreamed of.

THE CAMPER

For the family, the Camper may just be the best all-around canoe available. Engineered for the kind of performance that allows parents and kids alike to feel at ease, the Camper is a general purpose canoe that is equally at home on ponds, lakes, and rivers. Its on-the-water stability is a plus when canoeing with younger children or pets.



Camper 15

Camper 16



MODERATELY
ROCKERED



FLAT BOTTOM
STRAIGHT SIDES

MATERIAL

- Royalex®

FEATURES

- Black vinyl gunwales standard, wood gunwales optional
- Nylon web seats
- Polyethylene decks with grab handles
- Ash carrying yoke
- Ash thwart (Camper 16 only)




	LENGTH	WIDTH	WIDTH AT 4" WATERLINE	BOW HEIGHT	DEPTH	WEIGHT	CAPACITY
Charles River	15' 8" [4.8 m]	35" [88.9 cm]	35.5" [90.2 cm]	24" [61 cm]	14" [35.6 cm]	80 lbs [36.2 kg]	1100 lbs [499 kg]
Charles River RX	16' 3" [5 m]	35" [88.9 cm]	35.5" [90.2 cm]	24" [61 cm]	14" [35.6 cm]	62 lbs [28.1 kg]	1100 lbs [499 kg]
Camper 15	14' 10" [4.5 m]	36" [91.4 cm]	35.5" [90.2 cm]	22" [55.9 cm]	13.5" [34.3 cm]	57 lbs [25.8 kg]	820 lbs [358.3 kg]
Camper 16	16' [4.9 m]	36" [91.4 cm]	35.5" [90.2 cm]	21" [53.3 cm]	13" [33 cm]	59 lbs [26.7 kg]	900 lbs [408.2 kg]

THE DISCOVERY

These value-packed recreational canoes are made tough, rugged and unsinkable, thanks to our SuperLink3™ 3-layer process. And they're also made to perform. Agile, stable and easy to handle, Discovery is sure to be a family favorite for years of outdoor enjoyment.



Discovery 169 Discovery 158



MATERIAL

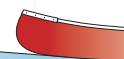
- SuperLink3™

FEATURES

- Polyethylene decks with grab handles
- Ash carrying yoke and thwart
- Vinyl gunwales
- Contoured seats with adjustable backrests



MODERATELY
ROCKERED



COLOR OPTIONS



Colors are subject to change.

THE STILLWATER

Lightweight fiberglass construction, handsome design details and large capacity make this series ideal for the recreational paddler looking to step up to a better boat without paying a high price.



MATERIAL

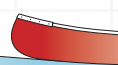
- Fiberglass

FEATURES

- Ash carrying yoke and grab handles
- Black vinyl gunwales
- Tandem or solo
- Cane seats
- ABS decks



MODERATELY
ROCKERED



Stillwater 12



Stillwater 14



Stillwater 16

COLOR OPTIONS



Colors are subject to change.

	LENGTH	WIDTH	WIDTH AT 4" WATERLINE	BOW HEIGHT	DEPTH	WEIGHT	CAPACITY
Discovery 158	15' 8" [4.8 m]	35.5" [90.2 cm]	35.5" [90.2 cm]	21.5" [54.6 cm]	13.5" [34.2 cm]	80 lbs [36.2 kg]	1129 lbs [512 kg]
Discovery 169	16' 9" [5.1 m]	37" [93.9 cm]	35" [88.9 cm]	23" [58.4 cm]	15" [38.1 cm]	85 lbs [38.5 kg]	1416 lbs [642 kg]
Stillwater 12	12' [3.7 m]	41" [104.1 cm]	39" [99.1 cm]	19" [48 cm]	13" [33 cm]	50 lbs [22.7 kg]	700 lbs [318 kg]
Stillwater 14	14' [4.3 m]	39" [99.1 cm]	37" [94.0 cm]	18" [45.7 cm]	12" [30.4 cm]	55 lbs [24.9 kg]	800 lbs [363 kg]
Stillwater 16	16' [4.9 m]	36" [91 cm]	35" [88.9 cm]	19" [48 cm]	12" [30.4 cm]	65 lbs [29.4 kg]	1440 lbs [653 kg]

THE PACK

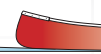
There's enough versatility packed into this 12-foot, solo canoe to keep it going from dawn to dusk, with every member of the family taking a turn. Made of tough, lightweight Royalex®, the Pack is so light that getting it to and from the water or on and off the car top is a breeze. It is 33 lbs. of freedom — the Pack goes where other canoes can't. Also available in an Angler version on page 12.



MATERIAL

- Royalex®

STRAIGHT KEEL



FEATURES

- Polyethylene decks with grab handles
- Well-suited for double-bladed paddle
- Durable, yet lightweight
- Black vinyl gunwales
- Wood web seat
- Solo use

OSPREY AND PACK COLOR



Colors are subject to change.

THE OSPREY

If you're looking for a light-weight, stable canoe with excellent durability, the Osprey is the canoe for you. Easy to handle both in and out of the water, we built this boat with an arched bottom to make it more stiff without adding more weight. Four standard oar sockets means it may be rowed from the bow or center seat. Also available in an Angler version on page 12.



Osprey 155

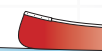
Osprey 140



MATERIAL

- Royalex®

STRAIGHT KEEL



FEATURES

- Wood webbed seats
- Four oar sockets
- Braced wood webbed center seat


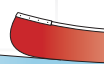
THE GUIDE

A breakthrough in canoe construction when introduced, our Guide canoes use a special adaptation of our PolyLink3™ process that provides a durable, stiff and affordable canoe. With its unique cross-section chines, the Guide 147 delivers exceptional stability. Its sharp entry provides a surprisingly efficient paddling canoe, stable enough for fishing or nature watching, yet versatile enough for family outings.

MATERIAL

- PolyLink3™

MODERATELY ROCKERED





GUIDE COLORS



Colors are subject to change.

FEATURES

- Polyethylene decks with grab handles
- Contoured seats with adjustable backrests
- Ash carrying yoke
- Durable, yet lightweight
- Black vinyl gunwales



Guide 147

Guide 160

	LENGTH	WIDTH	WIDTH AT 4" WATERLINE	BOW HEIGHT	DEPTH	WEIGHT	CAPACITY
Pack	12' [3.7 m]	32" [81.3 cm]	31.75" [80.6 cm]	16.75" [42.5 cm]	11.5" [29.2 cm]	33 lbs [14.9 kg]	578 lbs [262 kg]
Osprey 140	14' [4.3 m]	38.5" [97.8 cm]	36" [91.4 cm]	19" [48 cm]	13" [33 cm]	57 lbs [25.9 kg]	989 lbs [449 kg]
Osprey 155	15' 5" [4.7 m]	38.5" [97.8 cm]	36" [91.4 cm]	20" [50.8 cm]	13" [33 cm]	68 lbs [30.8 kg]	1086 lbs [493 kg]
Guide 147	14' 7" [4.4 m]	38" [96.5 cm]	36" [91.4 cm]	19" [48 cm]	13" [33 cm]	74 lbs [33.5 kg]	883 lbs [401 kg]
Guide 160	16' [4.9 m]	39.5" [100.3 cm]	37" [94.0 cm]	19" [48 cm]	13.5" [34.2 cm]	82 lbs [37.1 kg]	1186 lbs [538 kg]



Dark Green Blue Red White Natural (Clear)

 Fiberglass only

Wood and canvas canoes first appeared in the late 1800s, gaining favor as a more durable, lower-maintenance alternative to the Native American birch bark designs. While the wood and canvas canoes' rich history dates back over a century, they are hardly a thing of the past. Today there are a number of societies and associations dedicated to these boats and they remain a favorite among aficionados and select professionals. Throughout the century, hundreds of thousands of canoes have been produced here at Old Town. The classic wood and canvas canoe is our heritage. It is what defines us. Our celebrated one-millionth boat, started in 2003 and completed in 2005, is a wood and fiberglass model based on our traditional OTCA hull. All of our classic wood canoes are hand-crafted on forms that have been used for generations. All our wood canoes are available in canvas or fiberglass. Available options include: Half ribs, Outside stems, Rub-rails, Full-length stem band, Painter rings. Keel is standard. As with any made to order hand-crafted work of art, our cedar canoes take time but are worth the wait.

OTCA

The classic Old Town canoe, virtually unchanged since the turn of the century. OTCA is short for "Old Town Canoe Model A".



	LENGTH	WIDTH	WIDTH AT 4" WATERLINE	BOW HEIGHT	DEPTH	WEIGHT	CAPACITY
Otca 16	16' [4.9 m]	36" [91.4 cm]	36" [91.4 cm]	23" [58.4 cm]	12" [30.4 cm]	76 lbs [38.1 kg]	624 lbs [283.0 kg]
Otca 17	17' [5.2 m]	35" [88.9 cm]	35" [88.9 cm]	25.5" [64.8 cm]	12" [30.4 cm]	80 lbs [36.2 kg]	659 lbs [298.9 kg]

GUIDE

The design Maine guides find most useful in the back country. Low profile to reduce windage. Long flat floor for shallow draft and a big cargo space.



	LENGTH	WIDTH	WIDTH AT 4" WATERLINE	BOW HEIGHT	DEPTH	WEIGHT	CAPACITY
Guide 16	16' [4.9 m]	35" [88.9 cm]	35" [88.9 cm]	20.5" [52 cm]	12" [30.4 cm]	76 lbs [38.1 kg]	624 lbs [283 kg]
Guide 18	18' [5.5 m]	37" [93.9 cm]	37" [93.9 cm]	23" [58.4 cm]	12" [30.4 cm]	86 lbs [39 kg]	736 lbs [333.8 kg]
Guide 20	20' [6.1 m]	39" [99.1 cm]	39" [99.1 cm]	23.5" [59.7 cm]	13.25" [33.7 cm]	104 lbs [47.2 kg]	1017 lbs [461.3 kg]

TRAPPER

A swift, lightweight boat that takes canoeing back to its simplest roots. Light, stable and economical.



	LENGTH	WIDTH	WIDTH AT 4" WATERLINE	BOW HEIGHT	DEPTH	WEIGHT	CAPACITY
Trapper 11	11' [3.4 m]	35" [88.9 cm]	35.5" [90.2 cm]	19" [48 cm]	13" [33 cm]	54 lbs [24.5 kg]	475 lbs [215.5 kg]
Trapper 13	13' [4.0 m]	36" [91.4 cm]	35.5" [90.2 cm]	20" [50.8 cm]	12.75" [32.4 cm]	60 lbs [27.2 kg]	525 lbs [238.1 kg]
Trapper 15	15' [4.6 m]	35.5" [90.2 cm]	35.5" [90.2 cm]	20" [50.8 cm]	11.5" [29.2 cm]	68 lbs [30.8 kg]	580 lbs [263 kg]


MOLITOR

Long decks, outside stems and oval cypress gunwales create a frame so strong no thwarts are needed. This is one of the original "courting" canoes.




	LENGTH	WIDTH	WIDTH AT 4" WATERLINE	BOW HEIGHT	DEPTH	WEIGHT	CAPACITY
Molitor 17	17' [5.2 m]	35" [88.9 cm]	35" [88.9 cm]	22" [55.9 cm]	12" [30.4 cm]	84 lbs [38.1 kg]	624 lbs [283 kg]

CANOE SEATS




CANE SEAT – CENTER: Durable and yet breathes for maximum comfort.


CANE SEAT – BOW/STERN: Crafted of white ash and natural cane and spline, this seat is a great replacement option for your canoe.




CANE SEAT BACK: Crafted of ash and hand-woven cane. Attaches quickly to cane seat. Cane seat not included.




POLYETHYLENE CONTOURED SEATS with adjustable backrests. THESE SEATS DO NOT FIT ALL OLD TOWN MODELS. PLEASE CONTACT CUSTOMER SERVICE AT 800-343-1555 FOR ASSISTANCE.



WEB SEAT – BOW/STERN: Made of white ash and durable, nylon webbing. Also available with a dark stained finish.



WEB SEAT – CENTER: Made of white ash and durable, nylon webbing. Also available with a dark stained finish.



WEB SEAT BACK: Made of ash with nylon webbing. Attaches quickly to cane or web seats, stores underneath seat. Web seat not included.

CENTER BRACED SEAT KIT: Includes oar sockets with hardware and oar locks. Also available with a dark stained finish. Not pictured.

CANOE & KAYAK ACCESSORIES


OLD TOWN HISTORIC ASH PADDLE:

Available in 54", 57" 60" and 63" lengths.



PADDED ADJUSTABLE CANOE & KAYAK YOKES:

Fits all canoe widths and kayak cockpit rims. Ash. Kayak yoke available while supplies last.



CANOE POWER PADDLE:



Electric motor designed for canoes and inflatables. Five forward speeds, including two for trolling. Three reverse speeds. 30" composite shaft.

STANDARD MOTOR MOUNT:



Adapts to any double-end canoe. Quick installation and removal. 4-hp capacity.

SIDE SADDLE MOTOR MOUNT:



Attaches to any portion of gunwale for right- or left-handed operation. Quick installation and removal. 3-hp capacity.

OLD TOWN COLLECTIBLES & WEARABLES

OLD TOWN COLLECTIBLE TINS

1924, 1932, 1942 (1918 and 1921 are sold out)



OLD TOWN MODEL CANOE:

This 24" wood/plastic model is available in red or green. Special order only.

For a complete selection of **OLD TOWN BRANDED ITEMS**, please visit: oldtowncanoe.com



For a complete selection of accessories and to order online, please visit: www.oldtowncanoe.com • 800-343-1555
 SPRAY SKIRTS & PFDs: See the Extrasport® 2008 Product Guide or www.extrasport.com
 PADDLES & PADDLING ACCESSORIES: See the Carlisle 2008 Product Guide or www.carlislepaddles.com.



www.oldtowncanoe.com • 800-343-1555



NEW LEAF PAPER®
 ENVIRONMENTAL BENEFITS STATEMENT
of using post-consumer waste fiber vs. virgin fiber

Johnson Outdoors saved the following resources by using New Leaf Imagination 100 (FSC), manufactured with electricity offset by Green-e® certified renewable energy certificates, 100% post-consumer waste, and processed chlorine free.

trees	water	energy	solid waste	greenhouse gases
438 fully grown	186,662 gallons	314 million Btu	20,650 pounds	40,783 pounds

Calculations based on research by Environmental Defense and other members of the Paper Task Force.

©2007 New Leaf Paper www.newleafpaper.com

